

HOME LEARNING ROUTE

Keep a satellite diary

Key Stage 2 • Science

Satellites help us with so many things in our everyday lives. We don't even have to leave the house to use them. Learn about what satellites do and then keep a diary of how you use satellites each day.


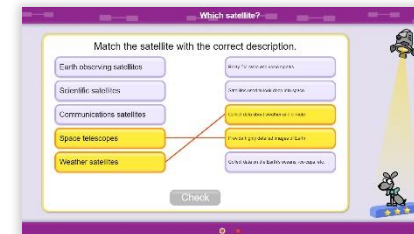
[Load the lesson »](#) [See more »](#)

To view these resources, you will need a Discovery Education Espresso subscription.

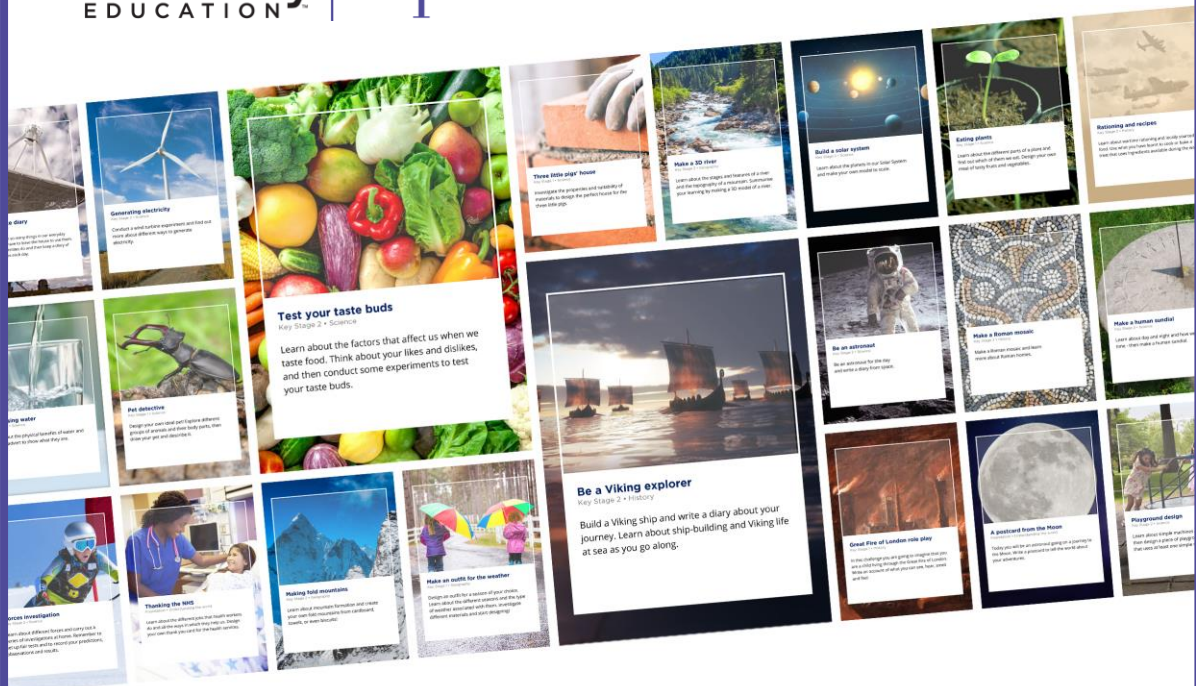


Preview of pupil steps:

1. You're going to learn how to keep a satellite diary. You'll be recording all the things you do or see that could involve satellites. But first, you need to know what satellites actually do!
2. Watch this video to find out what satellites do. Why are they important? What different jobs do they do? Did you find any of these surprising?
3. Test your knowledge of the different types of satellite and what they do!
4. The satellite challenge! Watch this video and see how many possible satellite uses you can spot. Which ones were the easiest to spot? Have you spotted any of these satellite uses in your day today?
5. Were there any words you needed to check the meaning of?
6. Just like the satellite challenge, spot and record all the uses of satellites you come across. Use the example to help you. What would life be like without satellites? Which satellite fact have you found the most surprising?



What are home learning routes? Help children learn from home with these ready-made routes through Discovery Education Espresso content. The routes include video, text and glossaries for learning, as well as art, design and creative writing challenges for children to apply and demonstrate what they know.



Home learning routes

Help children learn from home with our ready-made routes through Discovery Education Espresso content. The routes include video, text and glossaries for learning, as well as art, design and creative writing challenges for children to apply and demonstrate what they know.

How to load a lesson:

1. Go to discoveryeducation.co.uk/homelearning
2. Enter your school's Discovery Education Espresso home access details.
3. Find and click the lesson you wish to load.
4. Follow the instructions/questions within the yellow band (above the resource). *You can click the left or right arrows to move the text along.*
5. Once you've finished step one, move onto step two. *Continue through the steps until all are complete.*
6. Important: Now you have completed the lesson, click the "Exit" button (top-right) to return to the full Espresso service.

* Discovery Education Espresso subscription required