

HOME LEARNING ROUTE

Test your taste buds

Key Stage 2 • Science


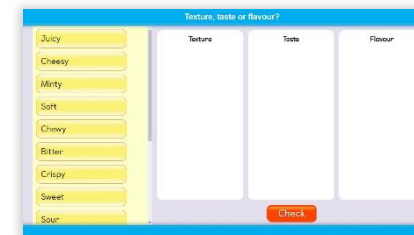

Learn about the factors that affect us when we taste food. Think about your likes and dislikes, and then conduct some experiments to test your taste buds.

[Load the lesson »](#) [See more »](#)

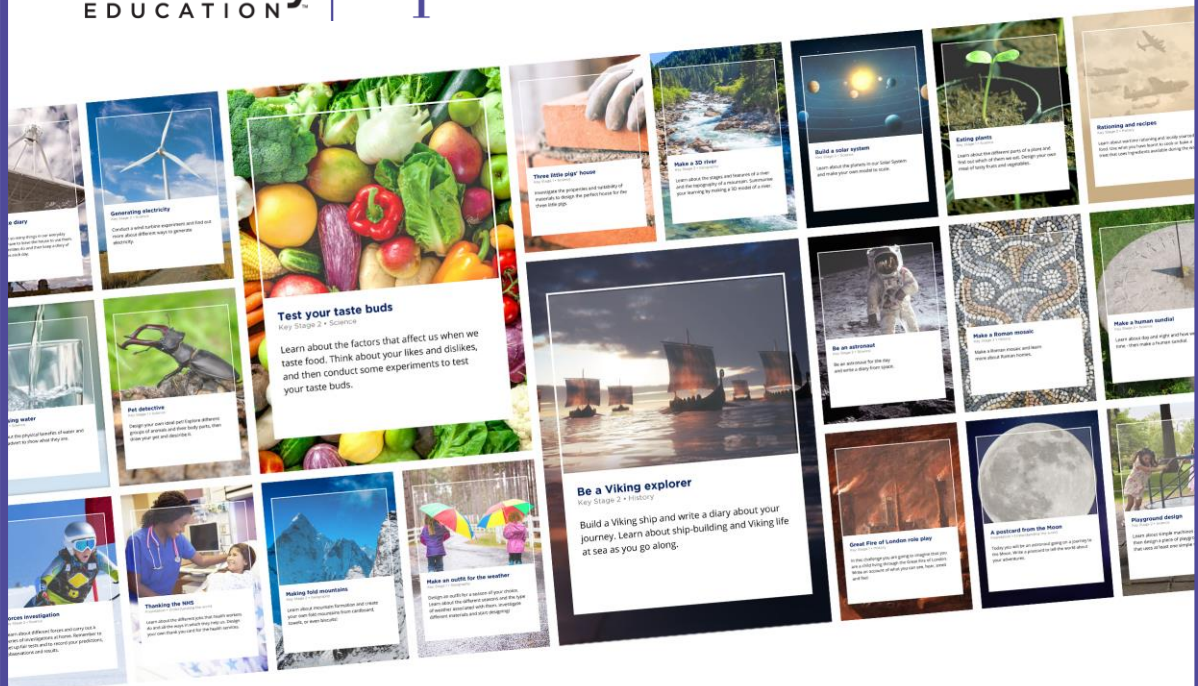
To view these resources, you will need a Discovery Education Espresso subscription.

Preview of pupil steps:

1. How good are your senses? How is what you taste affected by your other senses? You're going to investigate this!
2. Watch this video about mindful eating. Why do you think how food smells and looks like changes how it tastes? How does the texture change our experience of food? What textures do you like or dislike?
3. Read this factfile on what can affect whether we like food or not. What are your favourite foods? Why do you like them? What foods don't you like? Why not? Is it all about taste?
4. Texture, taste or flavour? Remember there are 5 different sorts of taste. Go back to step 3 if you need help remembering these.
5. Try these investigations. Before you do, predict what you think you'll find. Once you've finished, think about what you found out. Is it what you expected? Can you explain what you found out and why this happened?



What are home learning routes? Help children learn from home with these ready-made routes through Discovery Education Espresso content. The routes include video, text and glossaries for learning, as well as art, design and creative writing challenges for children to apply and demonstrate what they know.



Home learning routes

Help children learn from home with our ready-made routes through Discovery Education Espresso content. The routes include video, text and glossaries for learning, as well as art, design and creative writing challenges for children to apply and demonstrate what they know.

How to load a lesson:

1. Go to discoveryeducation.co.uk/homelearning
2. Enter your school's Discovery Education Espresso home access details.
3. Find and click the lesson you wish to load.
4. Follow the instructions/questions within the yellow band (above the resource). *You can click the left or right arrows to move the text along.*
5. Once you've finished step one, move onto step two. *Continue through the steps until all are complete.*
6. Important: Now you have completed the lesson, click the "Exit" button (top-right) to return to the full Espresso service.

* Discovery Education Espresso subscription required