

# HOME LEARNING ROUTE



## Pet detective

Key Stage 1 • Science


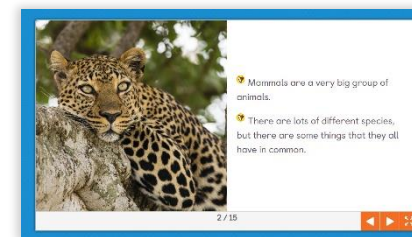
Design your own ideal pet! Explore different groups of animals and their body parts, then draw your pet and describe it.

[Load the lesson »](#)    [See more »](#)

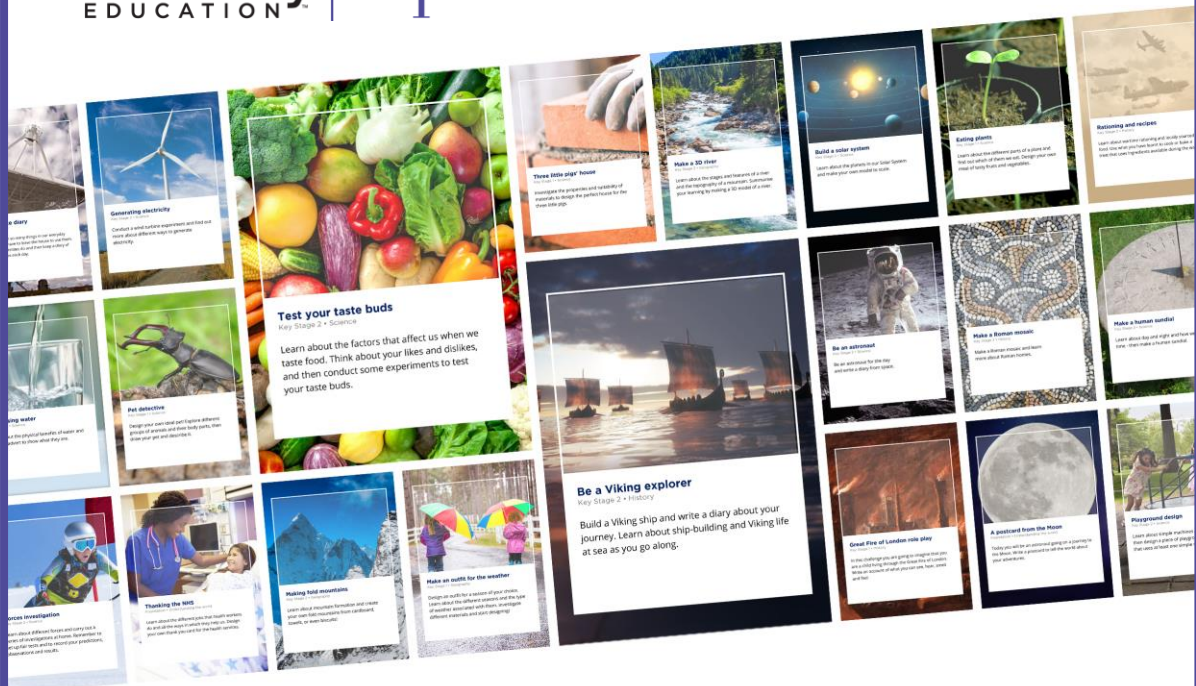
To view these resources, you will need a Discovery Education Espresso subscription.

### Preview of pupil steps:

1. In this challenge, you are going to design your dream pet. First, you need to learn about different groups of animals and what they look like.
2. Watch the videos to find out more about the different groups of animals. Which ones are your favourites?
3. Have you chosen a favourite yet?  
You can read more about the animals here.
4. Take this quiz to see if you can sort the animals by their type.
5. Now that you know lots about different animals and what makes their bodies special, it is time to start designing your pet. Think about what it will look like and how to describe it. If you get stuck, go to step 6 to find some ideas about the body parts that you might want your pet to have.
6. Here are lots of ideas for body parts.  
How will you combine them for your pet?
7. The glossary will help you with more words to describe your pet.
8. How will your pet sound? Get some inspiration here!  
Then draw and write about your animal.



**What are home learning routes?** Help children learn from home with these ready-made routes through Discovery Education Espresso content. The routes include video, text and glossaries for learning, as well as art, design and creative writing challenges for children to apply and demonstrate what they know.



## Home learning routes

Help children learn from home with our ready-made routes through Discovery Education Espresso content. The routes include video, text and glossaries for learning, as well as art, design and creative writing challenges for children to apply and demonstrate what they know.

### How to load a lesson:

1. Go to [discoveryeducation.co.uk/homelearning](https://discoveryeducation.co.uk/homelearning)
2. Enter your school's Discovery Education Espresso home access details.
3. Find and click the lesson you wish to load.
4. Follow the instructions/questions within the yellow band (above the resource). *You can click the left or right arrows to move the text along.*
5. Once you've finished step one, move onto step two. *Continue through the steps until all are complete.*
6. Important: Now you have completed the lesson, click the "Exit" button (top-right) to return to the full Espresso service.

\* Discovery Education Espresso subscription required